

Appendix

Appendix

Rank and post title of senior legal staff

Post title Rank	Civil Division	International Law Division	Law Drafting Division	Legal Policy Division	Prosecutions Division
Law Officer	Law Officer (Civil Law)	Law Officer (International Law)	Law Draftsman	Solicitor General	Director of Public Prosecutions
Principal Government Counsel	Deputy Law Officer	Deputy Law Officer	Deputy Law Draftsman	Deputy Solicitor General	Deputy Director of Public Prosecutions
Deputy Principal Government Counsel	Senior Assistant Law Officer	Deputy Principal Government Counsel	Senior Assistant Law Draftsman	Senior Assistant Solicitor General	Senior Assistant Director of Public Prosecutions
Assistant Principal Government Counsel	Assistant Law Officer	—	—	Assistant Solicitor General	Assistant Director of Public Prosecutions

Staff establishment (as at 31 December 2014)

Division	Directorate counsel	Non-directorate counsel	Para-legal staff #	Other staff	Total
Secretary for Justice's Office	-	1	-	14	15
Civil	23+2*	140	45	128	336+2*
International Law	7	16	2	12	37
Law Drafting	15+1*	26	23	58	122+1*
Legal Policy	10+1*	34	7	30	81+1*
Prosecutions	27+1*	107	135	215	484+1*
Administration & Development	-	1	-	198	199
Total number of posts	82+5*	325	212	655	1 274+5*

Court Prosecutors, Law Translation Officers and Law Clerks

* Supernumerary posts

Total expenditure on departmental activities

	2012 (HK\$ million)	2013 (HK\$ million)	2014 (HK\$ million)
Personal emoluments and personnel related expenses	675.1	711.8	742.3
Departmental expenses	94.4	95.5	104.0
Court costs	218.0	179.1	258.3
Hire of legal services and related professional fees	286.7	277.8	321.3
General non-recurrent account	0.1	0.5	6.9
Total	1 274.3	1 264.7	1 432.8

Indicators of major areas of work

	2012	2013	2014
Number of pieces of legal advice given by the Department of Justice, with breakdown by Divisions as follows –	48 215	48 946	52 208
• Civil Division	14 735	15 204	15 284
• International Law Division	10 333	11 428	12 062
• Law Drafting Division	7 931	6 326	6 816
• Legal Policy Division	4 662	4 681	5 150
• Prosecutions Division	10 554	11 307	12 896
Number of commercial tenders, consultancy briefs, contracts, licences and franchises drafted/vetted by Civil Division	645	590	699
Number of cases in which arbitration or mediation was attempted	17	30	32
Number of pages of bills and subsidiary legislation gazetted	8 762	6 042	7 740
Number of bills and subsidiary legislation introduced into LegCo, for which the Department of Justice has policy responsibility	1	1	2
Number of criminal cases prosecuted (including cases* and appeals at all levels of court)	174 619	174 824	174 132
Number of death inquests	45	69	20
Number of current civil litigation cases (including number of judicial reviews)	30 325 (557)	32 901 (618)	34 590 (673)
Number of international agreements initialled	2	4	1
Number of new requests dealt with in various categories of mutual legal assistance	364	397	434
Number of legal training seminars arranged by the Department of Justice for other government departments	3 419	4 029	4 649

* Cases include Court of First Instance indictments, District Court charge sheets, applications for review under section 104 of the Magistrates Ordinance, Cap 227, caseload of Court Prosecutors and High Court bail applications.

Training courses attended by staff

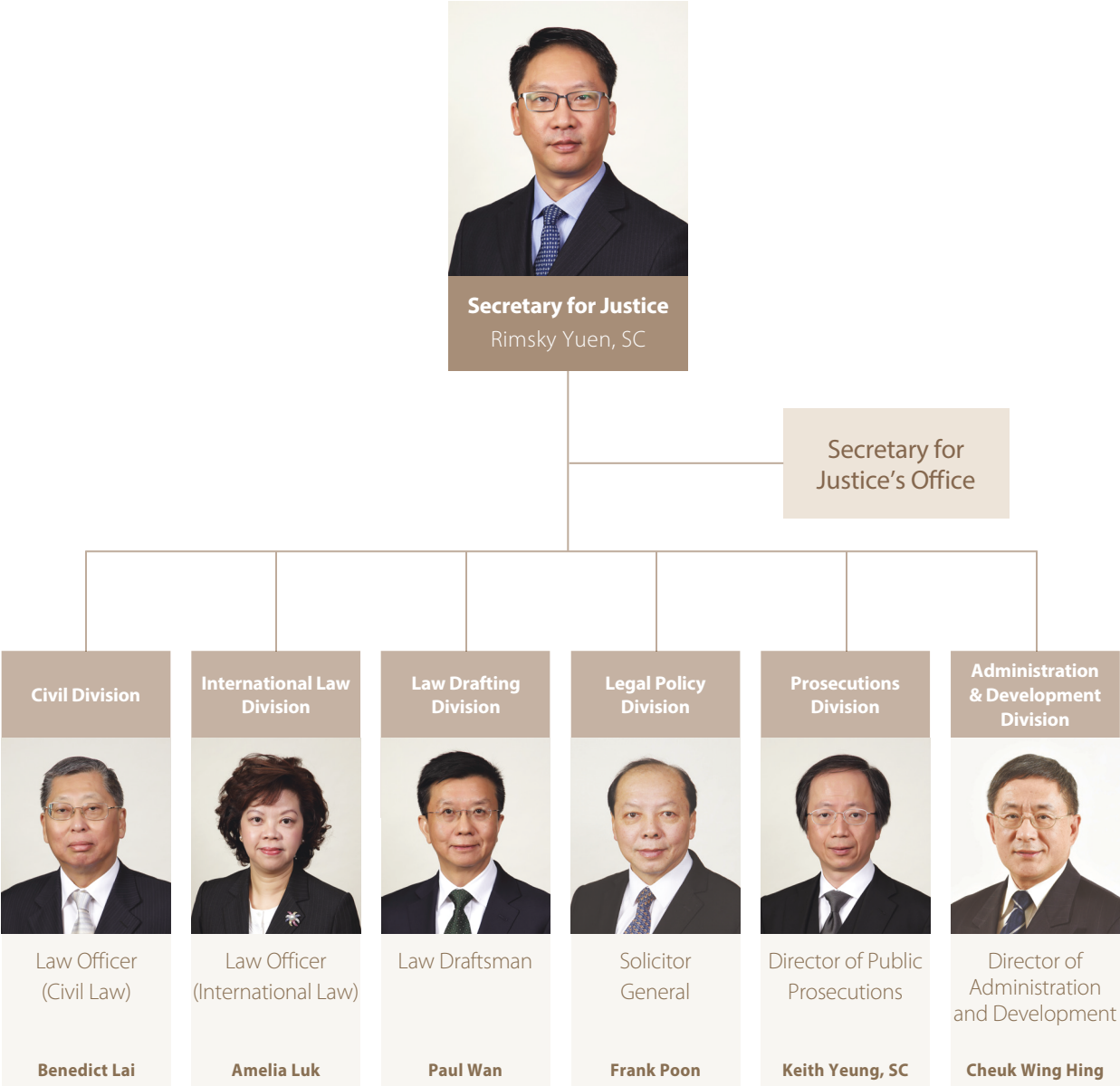
(a) Distribution of participants by nature of training

	2012		2013		2014	
Law-related training and conferences	2 175	79.5%	1 464	64.7%	1 578	73%
National Studies, Foreign Affairs Studies and China Law	85	3.1%	68	3.0%	94	4.4%
Management training (including courses outside the HKSAR)	136	5.0%	64	2.8%	173	8.0%
Communication and language training	69	2.5%	54	2.4%	117	5.4%
Others	272	9.9%	612	27.1%	198	9.2%
Total	2 737	100%	2 262	100%	2 160	100%

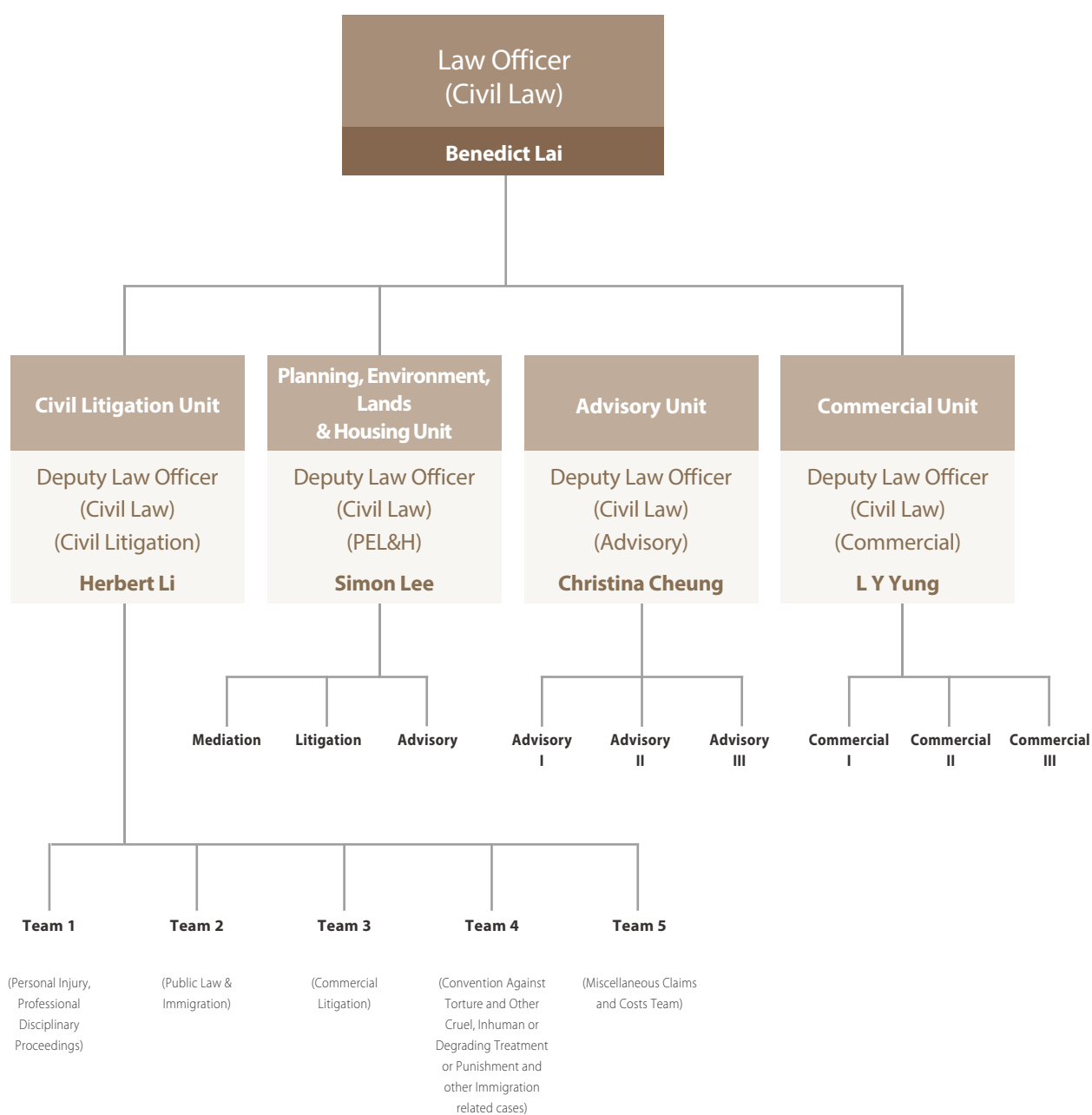
(b) Distribution of participants by place of training

	2012		2013		2014	
In-house training	2 000	73.1%	1 639	72.5%	1 324	61.3%
Training in local institutes	628	22.9%	510	22.5%	700	32.4%
Training outside the HKSAR (in Mainland of China)	40	1.5%	42	1.9%	51	2.4%
Training outside the HKSAR (other than Mainland of China)	69	2.5%	71	3.1%	85	3.9%
Total	2 737	100%	2 262	100%	2 160	100%

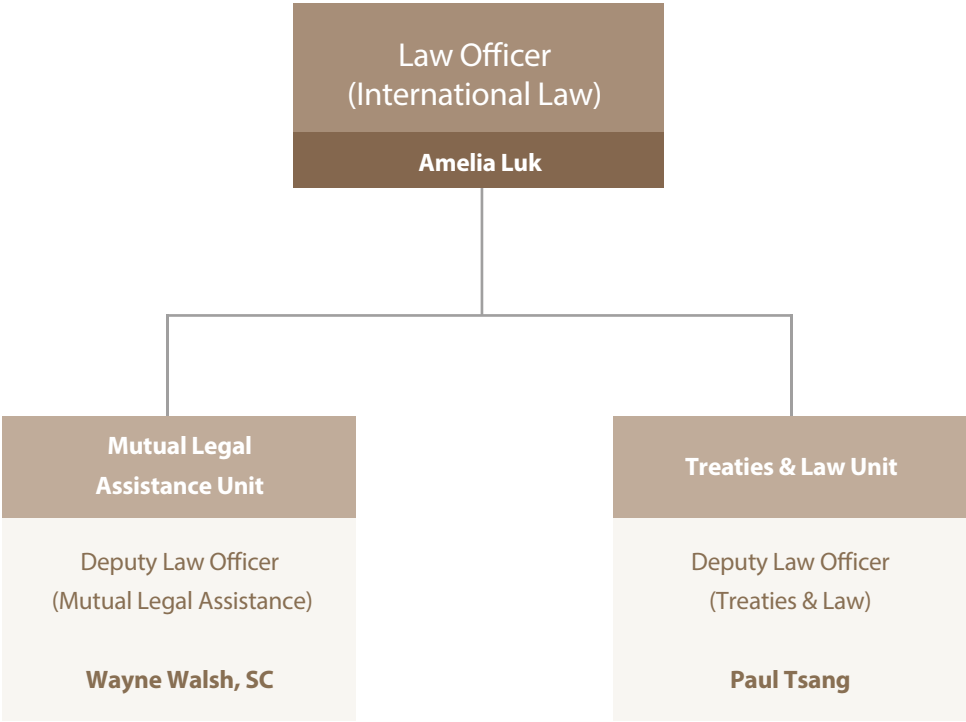
Organisation chart (as at 31 December 2014)



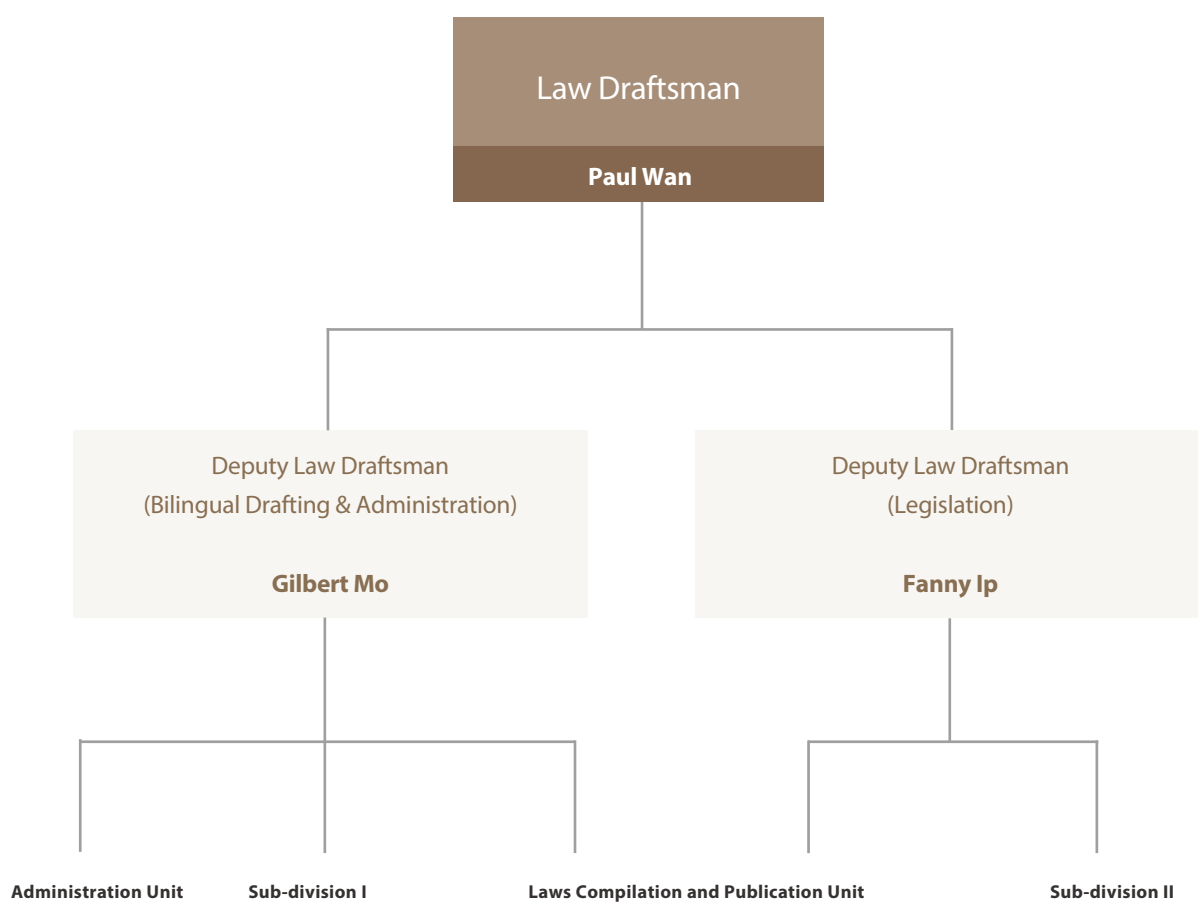
Organisation chart of the Civil Division (as at 31 December 2014)



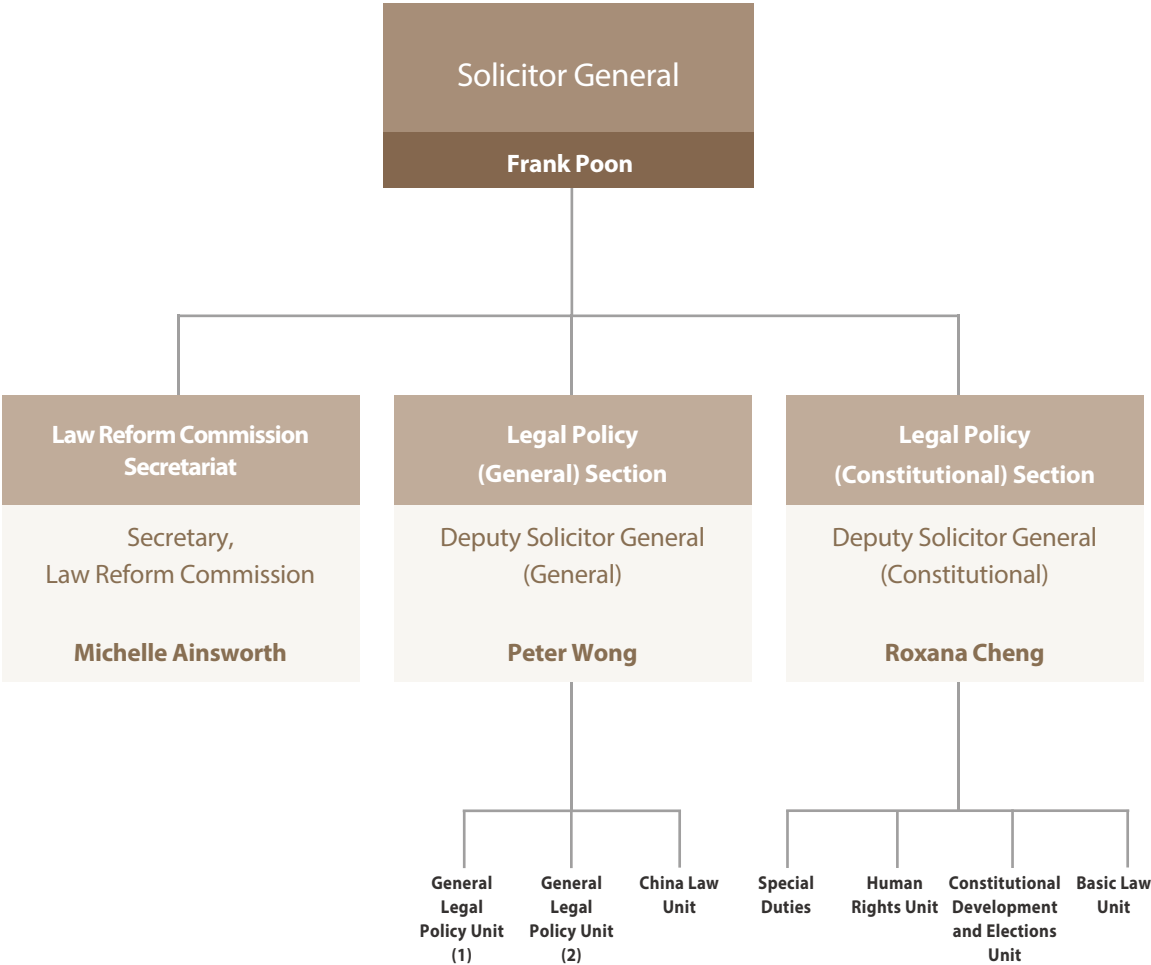
Organisation chart of the International Law Division
(as at 31 December 2014)



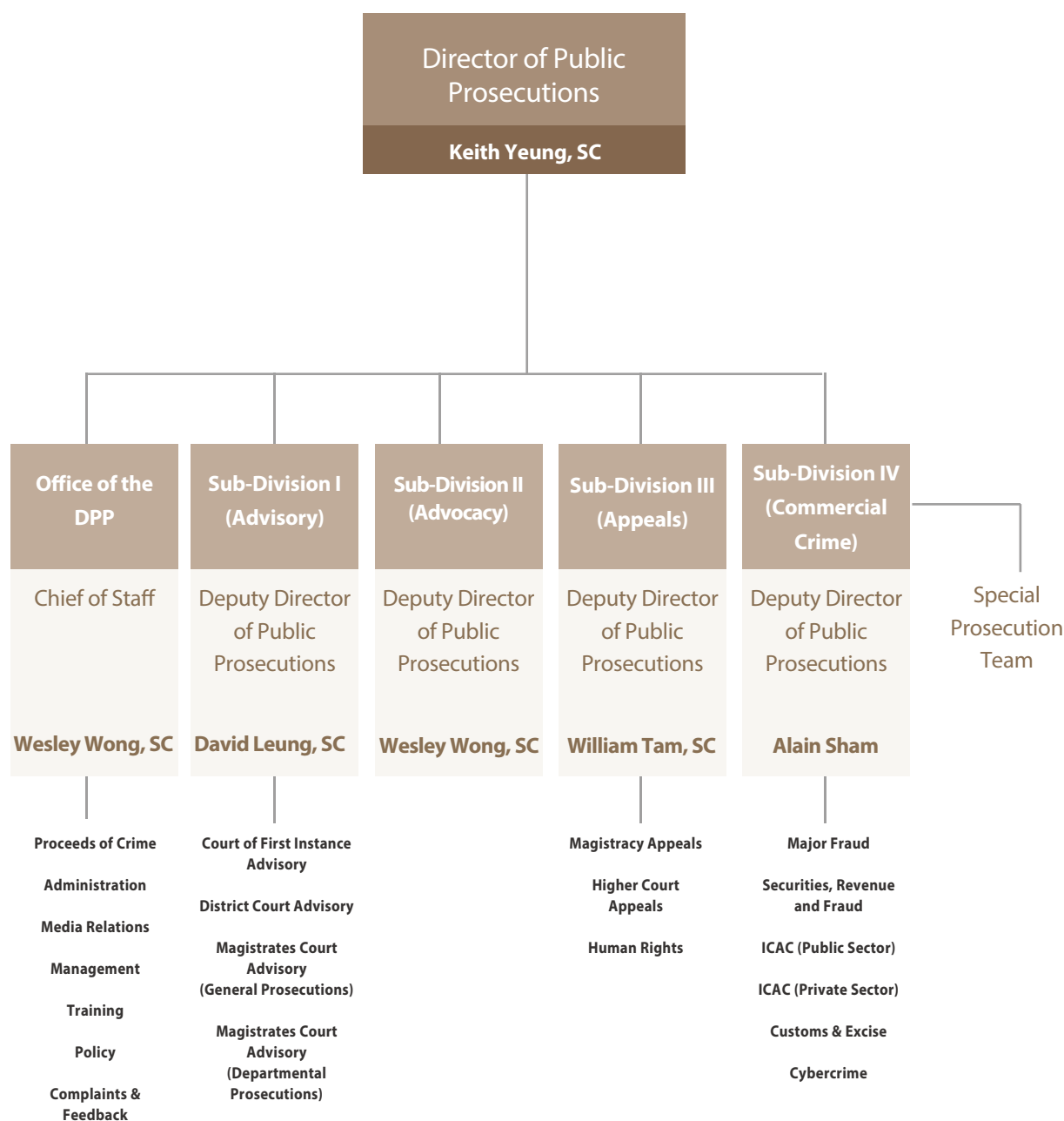
Organisation chart of the Law Drafting Division (as at 31 December 2014)



Organisation chart of the Legal Policy Division
(as at 31 December 2014)



Organisation chart of the Prosecutions Division (as at 31 December 2014)



Organisation chart of the Administration and Development Division
(as at 31 December 2014)

