



## 統計數字 Statistics

## 服務表現的標準及目標

在 2023 年，刑事檢控科除處理出庭檢控的工作外，也向政府決策局及執法機關提供了共 15,486 份涉及刑事事宜的法律指引。在所有尋求法律指引的案件中，95.3% 符合本科的服務承諾，即在 14 個工作天內作出回覆，而 2022 年則是 89.5%。

## 工作量

### 審訊籌備及提供法律指引的工作

本科在 2023 年提供法律指引的次數較 2022 年增加 6.0%。本科檢控人員會確保提出和進行檢控方面的處理手法貫徹一致，以及在向執法機關提供法律指引時充分斟酌最新法律發展。

## Performance Standards and Targets

In 2023, in addition to court work, the Division gave a total of 15,486 legal advice on criminal matters to government bureaux and law enforcement agencies. Of all the requests for legal advice, 95.3% were replied to within 14 working days in accordance with our performance pledge, as compared to 89.5% in 2022.

## Caseload

### Trial preparation and advisory work

The number of legal advice given in 2023 increased by 6.0% as compared to 2022. Prosecutors will ensure that there is consistency in our approach in initiating and conducting prosecutions, and that recent developments in law are adequately addressed in their advice to law enforcement agencies.

	2022	2023
提供法律指引次數 <i>Number of legal advice given</i>	14,610	15,486
籌備由原訟法庭審理的案件數目 <i>Number of cases prepared for the Court of First Instance</i>	223	446
籌備由區域法院審理的案件數目 <i>Number of cases prepared for the District Court</i>	1,170	1,311

### 本科檢控人員及外判律師代替本科檢控人員在各級法院出庭檢控的工作

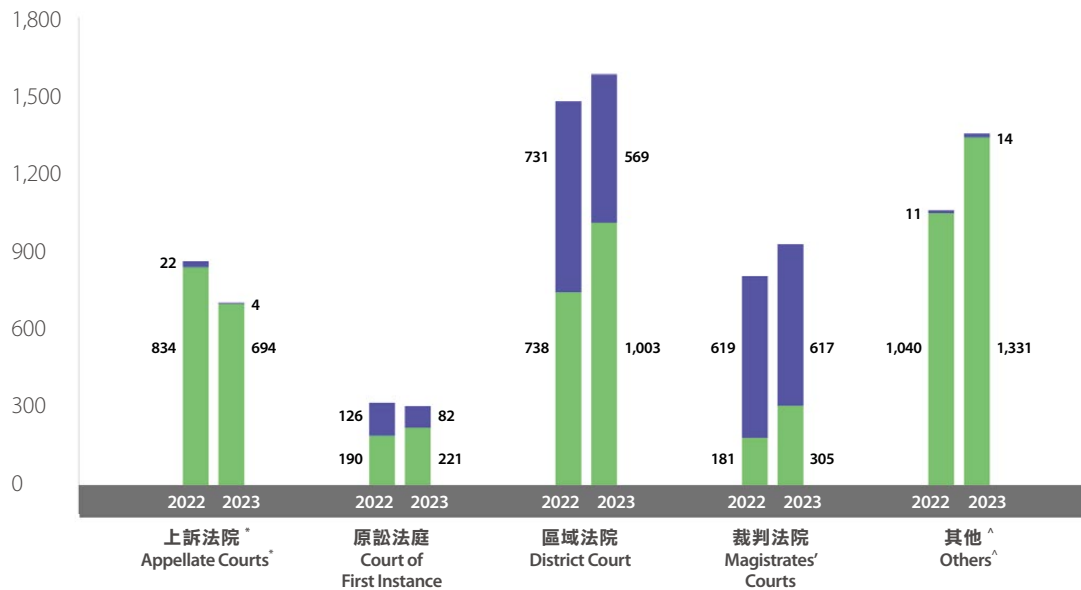
年內處理的案件總數錄得上升。與 2022 年相比，由本科檢控人員處理的案件數目上升 19.1%，由外判律師處理的案件數目則下跌 14.8%。

### Court work undertaken by In-house Prosecutors and Fiat Counsel in place of In-house Prosecutors in all levels of courts

There was an increase in the total number of cases conducted for the year. As compared to 2022, the number of cases conducted by in-house prosecutors increased by 19.1% while the number of cases conducted by fiat counsel decreased by 14.8%.

## 本科檢控人員及外判律師處理的案件數目

Number of cases conducted by In-house Prosecutors and Fiat Counsel



\* 包括裁判法院上訴案件，以及在上訴法庭和終審法院聆訊的上訴案件。  
This includes magistracy appeals and appeals heard in the Court of Appeal and the Court of Final Appeal.

^ 包括限制令申請、死因研訊、保釋申請、訟費評定及高等法院的雜項程序。  
This includes restraint applications, death inquests, bail applications, taxations of costs and High Court miscellaneous proceedings.

**外判律師  
Fiat Counsel**  
2022  
總數 Total: **1,509**  
2023  
總數 Total: **1,286**

**本科檢控人員  
In-house Prosecutors**  
2022  
總數 Total: **2,983**  
2023  
總數 Total: **3,554**

## 法庭檢控主任及外判律師代替法庭檢控主任在裁判法院出庭檢控的工作

## Court work undertaken by Court Prosecutors and Fiat Counsel in place of Court Prosecutors in the Magistrates' Courts

	2022	2023
法庭檢控主任及外判律師代替法庭檢控主任在裁判法院處理的案件數目 Number of Cases conducted by Court Prosecutors and Fiat Counsel in place of Court Prosecutors in the Magistrates' Courts	134,756	143,824

## 案件的結果

### 定罪率

刑事檢控科用以計算定罪率的統計數字，是以被告人數為基礎\*。

## Case Outcomes

### Conviction rates

The statistics used by the Prosecutions Division to calculate the conviction rates are defendant-based\*.

	認罪後被定罪的 被告人數 No. of defendants convicted on own plea (A)	經審訊後被定罪的 被告人數 No. of defendants convicted after trial (B)	經審訊後裁定 無罪的被告人數 <sup>^</sup> No. of defendants acquitted after trial <sup>^</sup> (C)	經審訊後的 定罪率 Conviction rate after trial (B)÷[(B)+(C)]	包括認罪案件的 定罪率 Conviction rate including guilty plea [(A)+(B)]÷[(A)+(B)+(C)]
裁判法院 Magistrates' Courts					
2022	861	1,376	1,170	54.0%	65.7%
2023	1,101	2,079	1,348	60.7%	70.2%
區域法院 District Court					
2022	784	298	80	78.8%	93.1%
2023	1,123	289	73	79.8%	95.1%
原訟法庭 Court of First Instance					
2022	173	45	38	54.2%	85.2%
2023	197	43	34	55.8%	87.6%

\* 舉例而言，一名被告如被控以四項罪名，最終被裁定一項罪名成立而其他三項罪名不成立，由於定罪率是以被告人數為基礎，這會視為一宗被定罪的案件。

For example, if a defendant faces four charges and if he has been convicted of one charge but not the other three charges, because the conviction rates are defendant-based, this will be regarded as a conviction case.

<sup>^</sup> 此欄包括“不提證據起訴”及“簽保”案件的數目。

The numbers in this column include “offering no evidence” and “bound-over” cases.

## 終審法院及相關申請

## Court of Final Appeal and related applications

	由被告提出 By Defendants		由刑事檢控科提出 By Prosecutions	
	2022	2023	2022	2023
向上訴法庭或原訟法庭申請證明書以上訴至終審法院： Application for certificate in the Court of Appeal or the Court of First Instance for appeal to the Court of Final Appeal:				
得直 Allowed	3	4	0	1
駁回 Dismissed	24	14	1	0
撤銷 Withdrawn	1	0	1	0
待決 <sup>註</sup> Pending <sup>Note</sup>	2	3	1	0
<b>總數 Total</b>	<b>30</b>	<b>21</b>	<b>3</b>	<b>1</b>
向終審法院提出的上訴許可申請： Application for leave to appeal to the Court of Final Appeal:				
得直 Allowed	1	10	4	3
駁回 Dismissed	22	30	0	0
撤銷 Withdrawn	1	2	1	0
待決 <sup>註</sup> Pending <sup>Note</sup>	36	26	1	1
<b>總數 Total</b>	<b>60</b>	<b>68</b>	<b>6</b>	<b>4</b>
向終審法院提出的上訴： Appeal to the Court of Final Appeal:				
得直 Allowed	2	3	2	3
駁回 Dismissed	0	5	0	2
撤銷 Withdrawn	0	0	0	0
待決 <sup>註</sup> Pending <sup>Note</sup>	0	2	2	1
<b>總數 Total</b>	<b>2</b>	<b>10</b>	<b>4</b>	<b>6</b>

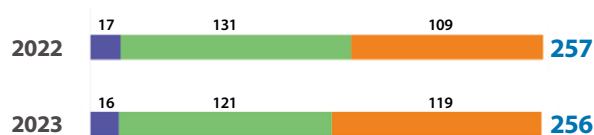
註一 指於該年提出但尚未完成處理的申請數目。

Note – This refers to the number of applications initiated and had not yet been concluded in the respective year.

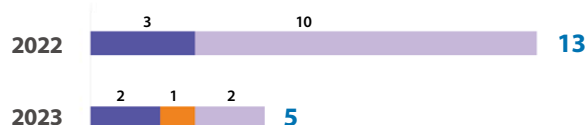
## 上訴法庭

## Court of Appeal


被告提出的上訴  
By Defendants



刑事檢控科提出的覆核刑罰申請  
By Prosecutions Division to review sentences



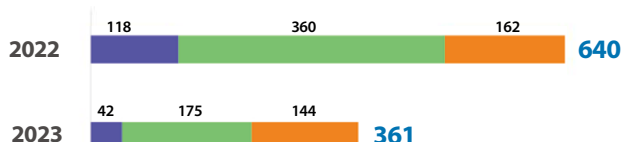
刑事檢控科以案件呈述方式提出的上訴  
By Prosecutions Division by way of case stated



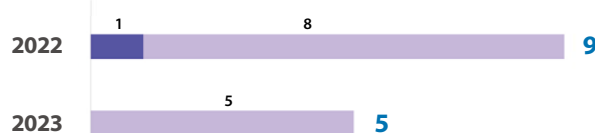
## 原訟法庭

## Court of First Instance

被告提出的上訴  
By Defendants



刑事檢控科以案件呈述方式提出的上訴  
By Prosecutions Division by way of case stated



■ 得直 Allowed ■ 駁回 Dismissed ■ 撤銷 Withdrawn ■ 待決<sup>註</sup> Pending<sup>Note</sup>

註 – 指於該年提出但尚未完成處理的申請數目。

Note – This refers to the number of applications initiated and had not yet been concluded in the respective year.

## 在法庭雙語並用的狀況

(以中文審理的刑事案件百分率)

## Bilingualism in courts

(Percentage of criminal cases conducted in Chinese)

